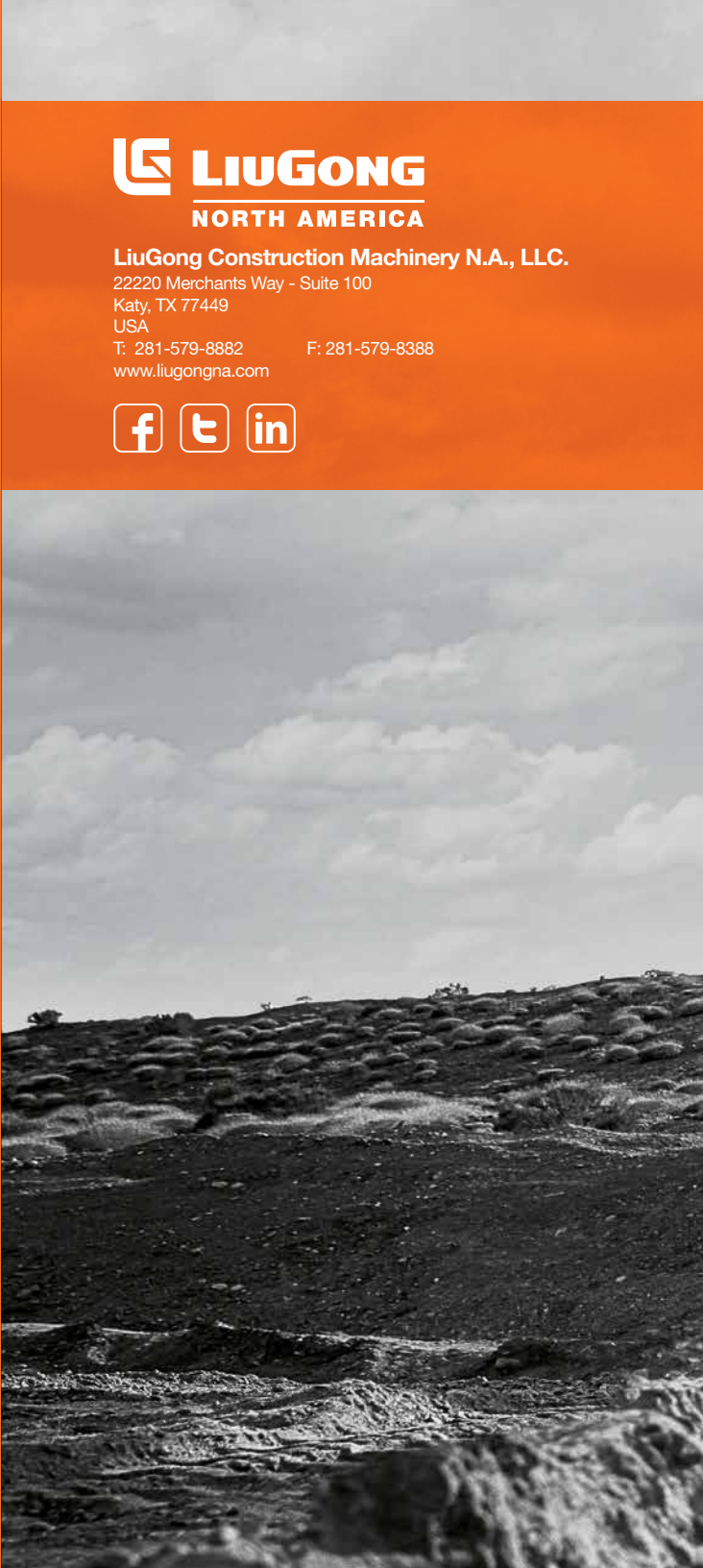


LGNA-PB-9018F-202104-ENG-US

The LiuGong series of logos herein, including but not limited to word marks, device marks, letter of alphabet marks and combination marks, as the registered trademarks of Guangxi LiuGong Group Co., Ltd. are used by Guangxi LiuGong Machinery Co., Ltd. with legal permission, and shall not be used without permission. Specifications and designs are subject to change without notice. Illustrations and pictures may include optional equipment and may not include all standard equipment. Equipment and options vary by regional availability.



**LiuGong Construction Machinery N.A., LLC.**  
22220 Merchants Way - Suite 100  
Katy, TX 77449  
USA  
T: 281-579-8882      F: 281-579-8388  
[www.liugongna.com](http://www.liugongna.com)



# 9018F

CAB//CANOPY

EXCAVATOR

ENGINE  
Yanmar  
3TNV80F

OPERATING WEIGHT  
4,189 - 3,969 lb  
(\*1,900 - 1,800 kg)

NET POWER  
17.1 hp  
(12.6 kW)

BUCKET CAPACITY  
0.06 yd<sup>3</sup>  
(0.045 m<sup>3</sup>)

MAX. DIGGING DEPTH  
8 ft 0 in  
(2,430 mm)



# A MINI THAT'S LOADED WITH IMPROVEMENTS

The 9018F may be small in stature, but it's big where features are concerned. Compact dimensions, foldable dozer blade, and a retractable undercarriage make it a great fit in more ways than one.

## GET AS NARROW AS YOU NEED

Narrow access? No problem. Our standard retractable undercarriage allows access to narrow buildings and doorways, and at full reach provides a stable work platform.

## ACCESS TO EVERYTHING

Quick access points make inspections and service maintenance on all components a breeze. The 7.4-gallon fuel tank allows you to work longer. Fuel level warning indicator comes standard.

## POWER ON DEMAND

Load-sensing hydraulics combined with an auto-idle function means greater fuel efficiency, delivering serious power to the 1.3 liter Yanmar engine only when you need it.

## BLADE-TO-BUCKET EASE

A long-arm dozer blade makes it easy to do a smart, professional job. Bucket and blade work in perfect harmony, speedily sweeping away material and boosting stability when digging or lifting.





## **ECO-FRIENDLY**

---

It's now easy to reduce your environmental impact. Advanced engine features reduce fuel consumption, while lowering emissions and noise pollution. Wide rubber tracks leave less footprint on the environment. That's great for your bottom line and for the communities in which you work.

## **BRING ON THE ATTACHMENTS**

---

With multi-button electro-proportional joysticks and adjustable flow control at monitor, we've made it even easier to switch and use a variety of attachments. From hammers to augers, you can do more (and earn more) with ease.

## **SAFER & MORE COMFORTABLE**

---

With a ROPS-protected cab, TOPS-rated canopy design, and excellent visibility, operators can work confidently. With the new, fully adjustable suspension seat and ergonomic controls, operators can also work longer and more comfortably.

## **MODERN CONVENIENCES**

---

Extra storage and places to hold personal items are important. The ergonomic cab design is filled with details like phone holders, a 12V socket, and a cup holder to put your drink. It's the little things that make a big difference to your working day.

## **2 SPEEDS, ONE AUTO-SHIFT**

---

2-speed travel switch located on top of the dozer joystick makes it easy to control travel speed when adjusting the dozing height. The auto-shift smart feature automatically selects the right gear for optimum traction, productivity and fuel economy.

# TALK ABOUT A GOOD FIT

The 9018F's compact stature, combined with a retractable undercarriage, allows operators to easily pass through narrow entryways. 51-inch outside-tread-to-outside-tread measurement retracts to just 39 inches when needed and then expands back out for balance and stabilization during operation.



## ENGINEERED WITH A DOSE OF COMMON SENSE

The 9018F is engineered to provide high performance under demanding conditions while staying true to LiuGong's DNA of simplicity and value. And there's no better example of that than in our advanced hydraulics, a feature that comes standard.

Two auxiliary hydraulics circuits (one high flow and the other low flow) are plumbed to the end of the arm. This allows an operator to hook up to just about any tool they need to use.

LiuGong has also partnered with Yanmar to produce an engine that delivers power to match the application's demands. The engine's superior durability characteristics ensure greater reliability, and 500-hour engine oil service intervals mean you can run longer, with lower maintenance costs.



### EASY MAINTENANCE

Ground-level maintenance is a key feature on the 9018F, with wide-open panels providing convenient access to all major components and service points. Engine oil, starter motor, alternator, air filter, fuel tank, hydraulic tank, and main control valve are all within easy reach.



### BLADE-TO-BUCKET

The 9018F extended length 2-way dozer blade allows for blade-to-bucket convenience. Materials can be easily collected and swept away. This blade feature really comes in handy when lifting and backfilling. The dozer blade is wide, adding additional protection to the undercarriage.



### ON-BOARD MONITORING

Our new large LCD on-board monitor, with audible sound, alerts the operator of low fluid levels, high-level machine warnings, and required service. Both high and low flow auxiliary flow can be adjusted through the monitor as well.

# THIS IS WHAT TOUGH LOOKS LIKE

The 9018F, like all LiuGong machines, is focused on what operators care about: durability and dependability. Well-constructed, thoughtfully engineered, and backed by a comprehensive warranty, LiuGong machines are proven tough, getting the job done shift in and shift out.

## 9018F


SWING  
CYLINDER





## REINFORCED UPPER STRUCTURE

LiuGong's full-size standard frame configuration positions the counterweight further from the centerline for better lifting capacity over the side of the machine.



### X-FRAME RETRACTABLE UNDERCARRIAGE

The high-strength undercarriage structure of the 9018F incorporates a welded x-frame that allows the operator to change the track width hydraulically from 39 inches to a maximum width of 51 inches.



### STRONG BOOM & ARM

Boom and arm structures are designed for long-term durability and resistance to bending and torsion stress, no matter what the attachment or application. High-strength steel on the top and bottom plates supports these kinds of twisting movements as you cast materials, resulting in long life.



### A MULTIPURPOSE TOOL CARRIER

Switching attachments and work tools like multiple buckets, hydraulic breakers, rock wheels, and shears can be time-consuming and hazardous. LiuGong has made tool changes fast, safe, and easy with our optional mechanical coupler. Blade-to-bucket capability adds even more versatility and aftermarket add-ons are easily supported.



# VERSATILITY RUNS IN THE FAMILY

The LiuGong lineup of compact excavators brings heavy-duty power to even the most confined spaces. These reliable, operator-friendly machines are an ideal fit for the North American market. And they're well-supported, with a parts and service network and a comprehensive warranty.



## A comprehensive warranty is just the start.

Uptime, support, and total cost of ownership help maximize your bottom line. That's why we offer the comprehensive XtraCare warranty. Having confidence in our backup and support network is a vital part of the purchasing decision.



### WHAT LEVEL OF SUPPORT DO YOU NEED?

From genuine LiuGong parts to maintenance contracts and full repair, LiuGong has the flexibility to offer the level of support and response to suit your business and applications. Whatever level you choose, you can be confident that our service promise backs it up.

### GENUINE LIUGONG PARTS

Using genuine LiuGong parts is key to keeping your costs low and your machine in top working order. Our extensive support network is always there when you need it, keeping vital parts on hand when you need them. This maximizes both uptime and profitability.

## XtraCare

3 year/4000 hour full machine warranty included in every LiuGong North America machine sale.



3 Year/6000 hour full machine warranty included in every LiuGong Forklift machine sale.

## XtraCare+

3 year/4000 hour full machine warranty, plus 5 year/7000 hours Power Train & Hydraulics. Coverage for LiuGong machinery 9 tons and up (excluding compact equipment and mini excavators).



XtraCare and XtraCare+ assures you will receive LiuGong genuine replacement parts and service coverage by any authorized LiuGong dealer. LiuGong North America fully supports it.

XtraCare and XtraCare+ warranty coverage is transferable with your equipment, adding value to resell or equipment trade

# SPECIFICATIONS

## ENGINE

Emissions rating	EPA Tier 4 Final
Make	Yanmar
Model	3TNV80F
Aspiration	Natural
Cooling fan drive	Direct
Displacement	77.5 in <sup>3</sup> (1.3 L)
Gross power	18.2 hp (13.4 kW) @ 2,200 rpm
Net power	17.1 hp (12.6 kW) @ 2,200 rpm
Peak torque	48.2 lb-ft (65.3 N·m) 1,600 rpm
Cylinders	3
Bore × Stroke	3.1 in x 3.3 in (80 mm × 84 mm)

## HYDRAULIC SYSTEM

### Main Pump

Type	Load-sensing variable piston pump
Maximum flow	15 gal/min (55 L/min)

### Relief Valve Setting

Implement	3,046 psi (21 MPa)
Travel circuit	3,046 psi (21 MPa)
Slew circuit	1,914 psi (13.2 MPa)
Pilot circuit	566 psi (3.9 MPa)

### Hydraulic Cylinders

Boom Cylinder Bore × Stroke	2.4 in x 18 in (60 mm x 462 mm)
Arm Cylinder Bore × Stroke	2.4 in x 14 in (60 mm x 365 mm)
Bucket Cylinder Bore × Stroke	2.4 in x 11 in (60 mm x 295 mm)

## SERVICE CAPACITIES

Fuel tank	7.4 gal (28 L)
Engine oil	1.2 gal (4.4 L)
Cooling system	0.9 gal (3.3 L)
Hydraulic reservoir	6.3 gal (24 L)

## UNDERCARRIAGE

Rubber track assembly	9 in (230 mm)
Bottom rollers each side	3
Top rollers each side	0

## SWING SYSTEM

Planetary gear reduction driven by high torque axial piston motor, with oil disk brake. Swing parking brake resets within five seconds after swing pilot controls return to neutral.

Swing speed	9.5 rpm
Swing torque	1,563 lbf (2,119 N·m)

## DRIVE & BRAKES

2-speed axial piston motors with oil disk brakes. Steering controlled by two detachable hand levers with pedals.

Travel speed	High: 2.8 mph (4.5 km/h)
	Low: 1.7 mph (2.7 km/h)
Gradeability	30° / 58%
Max. drawbar pull	3,597 lb-ft (16 kN)

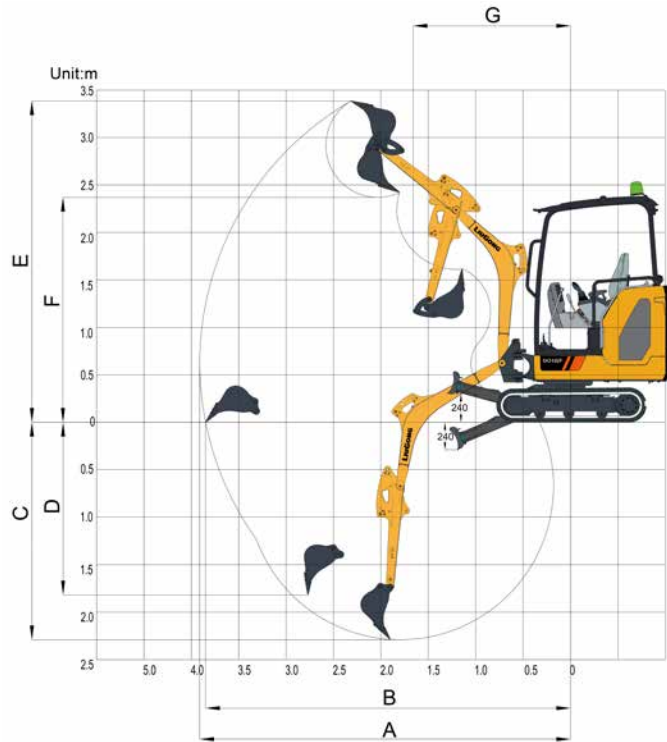
## ELECTRIC SYSTEM

System voltage	12V
Battery	12V (one)
Alternator	12V - 40A
Starter motor	12V - 1.9 hp (12V - 1.4 kW)

## SOUND PERFORMANCE

Interior sound level (ISO 6396)	78 dB(A)
Exterior sound level (ISO 6395)	90 dB(A)

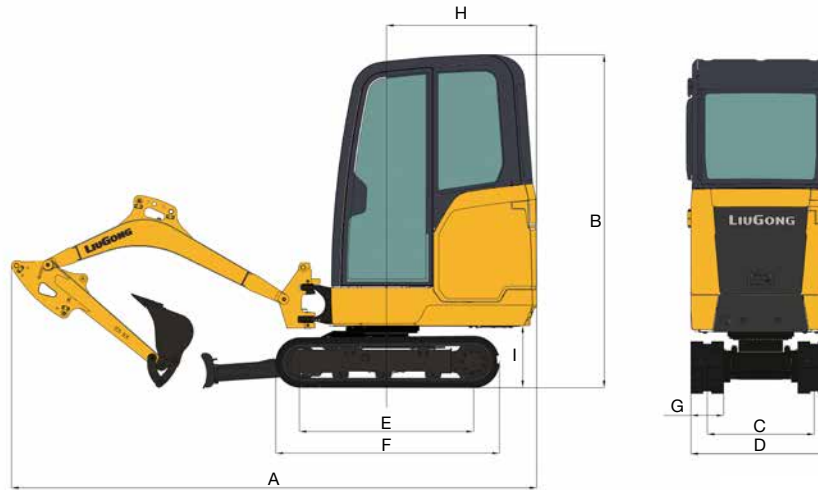
# SPECIFICATIONS



## WORKING RANGES

Description	Standard Cab	Standard Canopy
Boom	5 ft 6 in (1.69 m)	
Arm options	4 ft 0 in (1.21 m)	3 ft 6 in (1.07 m)
A Max. digging reach	13 ft 3 in (4,040 mm)	12 ft 10 in (3,910 mm)
B Max. digging reach at ground level	13 ft 1 in (3,980 mm)	12 ft 8 in (3,850 mm)
C Max. digging depth	8 ft 0 in (2,430 mm)	7 ft 6 in (2,290 mm)
D Max. digging depth 2.4m (8 ft) level bottom	N/A	N/A
E Max. digging height	11 ft 5 in (3,475 mm)	11 ft 1 in (3,385 mm)
F Max. dumping height	8 ft 1 in (2,460 mm)	7 ft 9 in (2,370 mm)
G Min. front swing radius	5 ft 7 in (1,700 mm)	5 ft 5 in (1,660 mm)
Dozer up	9 in (240 mm)	
Dozer down	9 in (240 mm)	
Bucket digging force (ISO)	3,597 lbf (16 kN)	
Arm digging force (ISO)	1,776 lbf (8 kN)	2,023 lbf (9 kN)
Bucket capacity	0.06 yd <sup>3</sup> (0.045 m <sup>3</sup> )	
Bucket tip radius	1 ft 10 in (548 mm)	

# SPECIFICATIONS



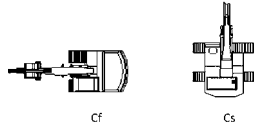
## DIMENSIONS

	Standard Cab	Standard Canopy
Boom		5 ft 6 in (1.69 m)
Arm options	4 ft 0 in (1.21 m)	3 ft 6 in (1.07 m)
A Shipping length	12 ft 0 in (3,668 mm)	10 ft 2 in (3,099 mm)
B Max. shipping height to top of cab/canopy		8 ft 0 in (2,438 mm)
C Track gauge (retractable/unretractable)		2 ft 6 in / 3 ft 6 in (750 mm / 1,060 mm)
D Undercarriage width		3 ft 3 in / 4 ft 3 in (980 mm / 1,295 mm)
E Length to center of rollers		4 ft 0 in (1,230mm)
F Track length		5 ft 2 in (1,580 mm)
G Track width		9 in (230 mm)
H Tail swing radius		3 ft 6 in (1,070 mm)
I Counterweight ground clearance		1 ft 5 in (435 mm)
Overall height of cab	5 ft 4 in (1,635 mm)	5 ft 6 in (1,670 mm)
Overall width of the upper-structure		3 ft 3 in (980 mm)
Max boom offset to the right		1 ft 4 in (419 mm)
Max boom offset to the left		1 ft 10 in (558 mm)
Max boom swing angle to the right		58°
Max boom swing angle to the left		72°

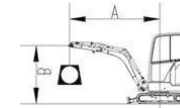
# SPECIFICATIONS

## STANDARD 9018F WITH 9 IN (230 MM) SHOES, CAB 4 FT 0 IN (1.22 M) / CANOPY 3 FT 6 IN (1.07 M) ARM

- A: Reach from swing center
- B: Bucket hook height
- C: Lifting capacity
- Cf: Rating over front
- Cs: Rating over side



Conditions:  
 Boom length: 5 ft 6 in (1.68 m)  
 Arm length: 3 ft 6 in (1.07 m) / 4 ft 0 in (1.22 m)  
 Counterweight: 154 lb (70 kg)  
 Shoes: 9 in (230 mm)  
 Bucket: SAE 0.06 yd<sup>3</sup> (0.045 m<sup>3</sup>) 101 lb (46 kg)



1. \*Indicates the load is limited by hydraulic capacity rather than the tipping capacity.
2. The below loads are in compliance with the ISO 10567 hydraulic rating standard. They do not exceed 87% of the hydraulic lifting capacity of 75% tipping load.
3. Rating at bucket lift hook.

### Cab Blade Down

### Cab Blade Up | Ground level & 10 ft | Cf - 550 lb / 249 kg

A Reach: ft (m)

B: Height ft (m)		5 ft (1.5 m)		7 ft (2 m)		8 ft (2.5 m)		10 ft (3 m)		MAX REACH		Distance
		Cf	Cs	Cf	Cs	Cf	Cs	Cf	Cs	Cf	Cs	
8 ft 2.5 m	lb kg					*666 *302	607 275			*816 *370	517 234	9 ft 1 in 2.8 m
7 ft 2 m	lb kg					*644 *292	609 276	*814 *369	455 206	*838 *380	424 192	10 ft 3 in 3.1 m
5 ft 1.5 m	lb kg			*750 *340	*682 *309	*792 *359	596 270	*843 *382	453 205	*834 *378	377 171	11 ft 0 in 3.4 m
3 ft 1.5 m	lb kg	*1,543 *699	1,249 566	*1,167 *529	801 363	*1,022 *463	576 261	*920 *417	442 200	*821 *372	353 160	11 ft 5 in 3.5 m
2 ft 1 m	lb kg		1,148 520	*1,655 *750	755 342	*1,214 *550	554 251	*982 *445	428 194	*807 *366	347 157	11 ft 5 in 3.5 m
0 ft 0 m	lb kg	*1,708 *774	1,091 494	*1,794 *813	722 327	*1,282 *581	534 242	*991 *449	419 190	*794 *360	351 159	11 ft 5 in 3.4 m
-2 ft -0.5 m	lb kg	*1,854 *840	1,082 490	*1,701 *771	709 321	*1,229 *557	523 237	*927 *420	413 187	*785 *356	371 168	10 ft 8 in 3.3 m
-3 ft -1 m	lb kg	*2,119 *960	1,088 493	*1,496 *678	706 320	*1,083 *491	521 236		419 190	*785 *356	419 190	9 ft 9 in 3.0 m

### Canopy Blade Down

### Canopy Blade Up | Ground level & 10 ft | Cf - 554 lb / 251 kg

8 ft 2.5 m	lb kg					*828 *375	600 272			*874 *396	572 259	8 ft 6 in 2.6 m
7 ft 2 m	lb kg					*773 *350	605 274			*896 *406	457 207	9 ft 10 in 3 m
5 ft 1.5 m	lb kg			*795 *360	*795 *360	*903 *409	594 269	*905 *410	450 204	*890 *403	404 183	10 ft 6 in 3.2 m
3 ft 1.5 m	lb kg			*1,349 *611	792 359	*1,104 *500	574 260	*960 *435	442 200	*872 *395	377 171	10 ft 10 in 3.3 m
2 ft 1 m	lb kg			*1,737 *787	751 340	*1,256 *569	554 251	*1,000 *453	430 195	*852 *386	366 166	11 ft 2 in 3.4 m
0 ft 0 m	lb kg	*1,614 *731	1,095 496	*1,795 *813	724 328	*1,287 *583	536 243	*985 *446	422 191	*839 *380	373 169	10 ft 10 in 3.3 m
-2 ft -0.5 m	lb kg	*1,876 *850	1,095 496	*1,660 *752	715 324	*1,205 *546	530 240	*894 *405	417 189	*826 *374	400 181	10 ft 2 in 3.1 m
-3 ft -1 m	lb kg	*2,130 *965	1,104 500	*1,430 *648	717 325	*1,031 *467	530 240			*826 *374	459 208	9 ft 2 in 2.8 m


# SPECIFICATIONS

## BOOM DIMENSIONS



Description	Standard
Boom	5 ft 6 in (1.6 m)
Length	5 ft 10 in (1,767 mm)
Height	2 ft 0 in (615 mm)
Width	10 in (246 mm)
Weight	193 lb (87.5 kg)

## ARM DIMENSIONS



Description	Short	Standard
Arm	3 ft 6 in (1.07 m)	4 ft 0 in (1.2 m)
Length	4 ft 3 in (1,305 mm)	4 ft 9 in (1,450 mm)
Height	11 in (282 mm)	10 in (248 mm)
Width	4 in (113 mm)	4 in (113 mm)
Weight	110 lb (50 kg)	115 lb (52 kg)

## BUCKET SELECTION GUIDE

Bucket Type	Capacity	Cutting Width	Weight	No. of Teeth	Arm	Working Condition Level
General purpose	0.5 ft <sup>3</sup> (0.015 m <sup>3</sup> )	9.1 in (230 mm)	64 lb (29 kg)	2	Short & Standard	IV
General purpose	0.8 ft <sup>3</sup> (0.022 m <sup>3</sup> )	11.8 in (300 mm)	68 lb (31 kg)	2	Short & Standard	IV
General purpose	1.3 ft <sup>3</sup> (0.038 m <sup>3</sup> )	17.9 in (455 mm)	93 lb (42 kg)	3	Short & Standard	III
General purpose	2.0 ft <sup>3</sup> (0.056 m <sup>3</sup> )	23.6 in (600 mm)	117 lb (53 kg)	3	Short & Standard	III

Working Condition Level	Working Type	Typical material	Density
I	Loose light loading material	Sand, coal, cinder	< 1000
II	Soil or soil mixed with gravel	Planting soil, humus soil, mud, soil with stone	1200-1500
III	Heavy clay	Building soil, cemented backfill, humus with gravel and roots, ice clay	1600-2000
IV	Small stone	Crushed stone pebble	2200-3500
IV	Blasting rock	Gravel heavy conglomerate, iron ore, granite, quartzite, basalt, sandstone	2200-3500

# EQUIPMENT

## STANDARD

### Engine

Yanmar 3TNV80F certified strengthen US EPA Tier 4 Final  
Inline 3 cylinders, 4 stroke, water-cooled, natural aspiration, common rail, DPF  
Dry type 2-stage air filter  
Auto-idle speed control  
Manual mechanical accelerator  
Engine manual preheating  
Fuel tank with drain plug  
Fuel shutoff valve  
Fuel level sensor  
Fuel refilling and fuel level alert  
Fuel prefilter with water separation  
Fuel filter  
Radiator group with drain plug  
Coolant-level indicator (ground level)  
Cold start assembly (5 °F)  
Engine stop switch

### Hydraulic System

Main pump: one variable displacement load sensing piston pump  
Closed center main control valve  
Cylinders: boom, arm, bucket, boom swing, dozer  
Swing motor with automatic parking brake  
2-speed travel with auto-downshift  
Pilot accumulator  
Pilot control shut-off lever  
High flow 2-way auxiliary proportional control with flow adjustment  
Low flow 2-way auxiliary proportional control with flow adjustment  
Multi button proportional joysticks  
Manual switch on auxiliary circuit 1-way / 2-way  
Hydraulic thumb proportional control  
Manual cut off for auxiliary valve  
Control pattern-change valve SAE-BHL  
Say 2-way Dozer control  
Maximum boom swing angle right 58°  
Maximum boom swing angle left 72°

### Guards

Cover plate under travel frame  
Cover plate travel motors  
Dozer cylinder guard  
Removable front guard (for cabin only)

## STANDARD

### Work Equipment

4 ft 0 in (1.21 m) arm  
3 ft 7 in (1.07 m) arm  
66 lb (30 kg) additional bolt on counterweight  
Mechanical coupler  
Boom swing

### Operator Station

Enclosed cabin with ROPS (ISO 3471)  
Open cabin with TOPS (ISO 12117)  
Skylight roof top  
Retractable windshield into cab  
1 speed wiper  
Heater and defroster (enclosed cabin only)  
Fresh air vent  
Mechanical suspension seat  
2-inch retractable seat belt  
AM/FM Bluetooth radio (enclosed cabin only)  
Glass breaking hammer  
12 V outlet  
Right side sliding window  
Cup holder  
Floor mat  
Fire extinguisher  
All locks universal key  
Rotating beacon  
Travel alarm

### Undercarriage

Hydraulic retractable undercarriage  
Rollers, bottom 3 each side top 0 each side  
Track width 9 in (230 mm)  
Foldable dozer blade  
Towing eye

### Electrical

Alternator 12 V, 40A  
One battery 12 V  
Working lights 4-cab mounted front 1-boom mounted  
Starting motor - 12 V, 1.9 hp  
Rotating beacon

## STANDARD

### Instrumentation

Large color LCD monitor  
Display hour meter, tachometer indicator engine oil pressure, low fuel level, air filter plugging, overheating high fuel level, engine coolant, battery, hydraulic oil temperature

## OPTIONAL

### Operator Station

Falling-Object Protective Structures (FOPS) - front and top cab  
3 in flexible seat belt

### Electrical

Halogen work lights (front and rear)  
GPS  
2-working lights on rear cab mount

### Digging Equipment

Pin-on thumb  
Arms - 4 ft 0 in (1.21 m) and 3 ft 7 in (1.07 m)  
Extra counterweight - 154 lb (70 kg)  
See catalog for additional work-tools